



Grooved Fittings

Flange Adapter




www.texline.com 
903.564.3554 
sales@texline.com 



Figure 104



Flange Adapter			
Nominal Size	E-E	Weight	
		S/10 150LB.	S/40 300LB.
1	3	2.7	3.9
1 1/4	4	3.3	4.8
1 1/2	4	3.9	6.9
2	4	6.2	8.2
2 1/2	4	9.9	11.9
3	4	11.4	16.5
3 1/2	4	15.1	20.1
4	6	18.4	27.4
5	6	21.3	35.3
6	6	27.5	47.5
8	6	41.3	70.3
10	8	59.8	100.8
12	8	88.2	146.2
14	8	123.2	201.2
16	8	130.3	260.7
18	8	177.3	325.9
20	8	202.2	372.2
24	8	274.3	546.9

Dimensions listed in inches and approximate weight in pounds

ALL FITTINGS AVAILABLE IN SCH 10 OR SCH 40- PAINTED, GALVANIZED, OR 304/316 STAINLESS STEEL
FITTINGS 1-1/4" THRU 12" ARE UL, ULC, FM, APPROVED.

DRAIN ELLS HAVE A STANDARD 1" FEMALE OUTLET WITH OTHER SIZES AVAILABLE.
ALL WEIGHTS BASED ON SCH 10 FITTINGS.