






Grooved Fittings

Shaped Adapter Nipple

www.texline.com 
 903.564.3554 
 sales@texline.com 

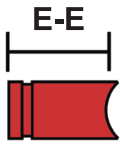


Figure TW-SN10/SN40
GSN

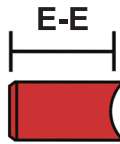


Figure WSN40
WSN



Figure TSN40
TSN

Shaped Adapter Nipple			GSN		WSN		TSN	
Outlet Size	Run Pipe Size	Standard Length	Weight		Weight		Weight	
			S/10	S/40	S/10	S/40	S/10	S/40
1	1, 1 1/4, 1 1/2, 2-3, 4-8	3	0.4	0.5	0.4	0.5	0.4	0.5
1 1/2	1 1/4	3	0.5	0.6	0.5	0.6	0.5	0.6
1 1/2	1 1/2, 2-3, 4, 5-8	3	0.5	0.7	0.5	0.7	0.5	0.7
2	2, 2 1/2, 3, 4, 5-6, 8	3	0.7	0.9	0.7	0.9	0.7	0.9
2 1/2	2 1/2, 3, 4, 5-6, 8	3	0.9	1.8	0.9	1.8	0.9	1.8
3	3, 4, 5-6, 8	3	1.1	2.4	1.1	2.4	1.1	2.4
4	4, 5, 6, 8	4	2.4	4.4	2.4	4.4	2.4	4.4
5	5, 6, 8	4	2.6	6.3	2.6	6.3	2.6	6.3
6	6, 8	4	4.2	8.4	4.2	8.4	4.2	8.4
8	8	4	7.3	13.4	7.3	13.4	7.3	13.4

Dimensions listed in inches and approximate weight in pounds.
 Fittings are FM approved.

ALL FITTINGS AVAILABLE IN SCH 10 OR SCH 40- PAINTED, GALVANIZED, OR 304/316 STAINLESS STEEL
 FITTINGS 1-1/4" THRU 12" ARE UL, ULC, FM, APPROVED.

DRAIN ELLS HAVE A STANDARD 1" FEMALE OUTLET WITH OTHER SIZES AVAILABLE.
 ALL WEIGHTS BASED ON SCH 10 FITTINGS.