






Grooved Fittings

Reducing Tee Wye

www.texline.com 
 903.564.3554 
 sales@texline.com 

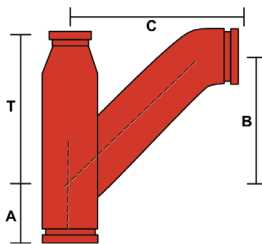


Fig.109



Reducing Tee Wye

Nominal Size	Dimension				Weight Fig. 109	
	T	A	B	C	S/10	S/40
4x3x3	7 ¹ / ₂	5 ³ / ₄	10 ³ / ₄	10 ³ / ₄	10.8	20.8
4x3x4	10 ¹ / ₂	8 ¹ / ₈	13 ⁵ / ₄	13 ⁵ / ₄	10.8	20.8
5x3x3	9 ³ / ₄	6 ¹ / ₂	11 ¹ / ₂	11 ¹ / ₂	14.9	27.9
5x3x5	12 ¹ / ₂	10	16 ¹ / ₈	16 ¹ / ₈	17.4	34.2
5x4x3	9 ¹ / ₈	6 ⁷ / ₈	11 ⁷ / ₈	11 ⁷ / ₈	22.6	38.7
5x4x4	9 ¹ / ₈	7 ¹ / ₄	12 ³ / ₄	12 ³ / ₄	22.9	42.1
6x4x6	14	11 ¹ / ₂	18 ¹ / ₄	18 ¹ / ₄	24.3	49.3
6x5x3	10 ³ / ₄	8	13	13	30	53
6x5x4	10 ³ / ₄	8 ³ / ₈	13 ⁷ / ₈	13 ⁷ / ₈	42	57
8x6x4	12	9 ¹ / ₄	14 ³ / ₄	14 ³ / ₄	50.7	64
8x6x8	18	15 ¹ / ₄	23 ¹ / ₄	23 ¹ / ₄	54.6	95

Dimensions listed in inches.
 Approximate weight in pounds-varies based on reducing size.
 Additional sizes available on request.

ALL FITTINGS AVAILABLE IN SCH 10 OR SCH 40- PAINTED, GALVANIZED, OR 304/316 STAINLESS STEEL FITTINGS 1-1/4" THRU 12" ARE UL, ULC, FM, APPROVED.

DRAIN ELLS HAVE A STANDARD 1" FEMALE OUTLET WITH OTHER SIZES AVAILABLE.
 ALL WEIGHTS BASED ON SCH 10 FITTINGS.