


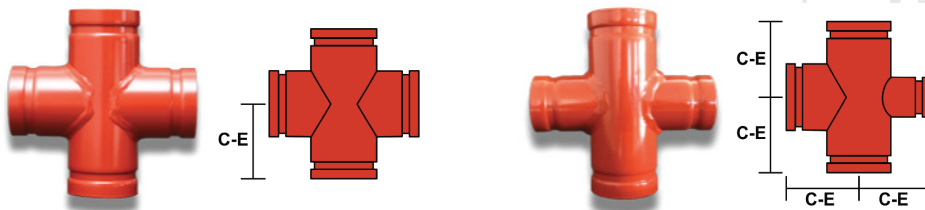




Grooved Fittings

www.texline.com 
 903.564.3554 
 sales@texline.com 

Straight and Reducing Cross



Straight Cross				Straight Cross	
Nominal Size	C-E	Weight		Fig.7068	
		S/10 Fig.7068	S/40 Fig.7068	Nominal Size	C-E
1 1/4	2 3/4	---	1.6	1 1/4	2 3/4
1 1/2	2 3/4	---	1.8	1 1/2	2 3/4
2	3 1/4	2	2.9	2	3 1/4
2 1/2	3 3/4	3	5.2	2 1/2	3 3/4
3	4 1/4	4.2	7.6	3	4 1/4
3 1/2	4 1/2	---	9.8	3 1/2	4 1/2
4	5	6.4	12.2	4	5
5	5 1/2	---	17.6	5	5 1/2
6	6 1/2	13.2	28.3	6	6 1/2
8	7 3/4	36.9	48	8	7 3/4
10	9	---	70	10	9
12	10	---	110	12	10
14	11	---	140	14	11
16	12	---	170	16	12
18	15 1/4	---	260	18	15 1/4
20	17 1/4	---	320	20	17 1/4
24	20	---	585	24	20

Dimensions listed in inches and approximate weight in pounds.
 Reducing Cross weight is dependent upon configuration.

ALL FITTINGS AVAILABLE IN SCH 10 OR SCH 40- PAINTED, GALVANIZED, OR 304/316 STAINLESS STEEL
 FITTINGS 1-1/4" THRU 12" ARE UL, ULC, FM, APPROVED.

DRAIN ELLS HAVE A STANDARD 1" FEMALE OUTLET WITH OTHER SIZES AVAILABLE.
 ALL WEIGHTS BASED ON SCH 10 FITTINGS.